
Real-Time Communications

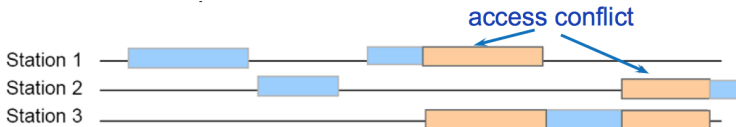
Prof. Dr. Jian-Jia Chen

LS 12, TU Dortmund

20, Jan., 2016

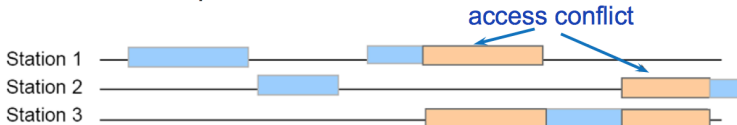
Random Access

- no access control; requires low medium utilization

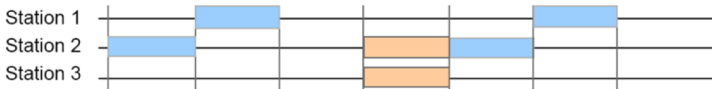


Random Access

- no access control; requires low medium utilization

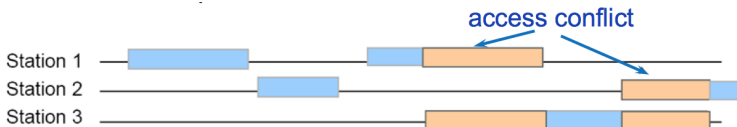


- improved variant: slotted random access

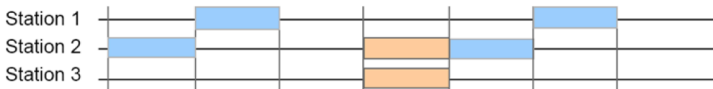


Random Access

- no access control; requires low medium utilization



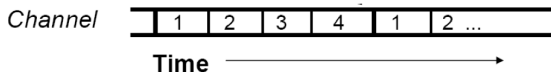
- improved variant: slotted random access



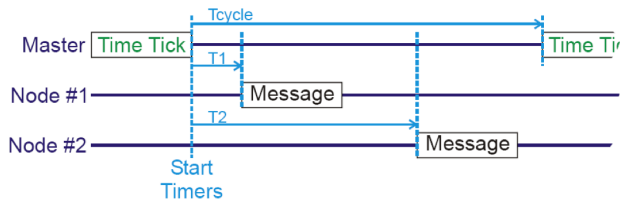
- What is the optimal sending rate p in case of n stations?
 - probability that a slot is not taken by others: $(1 - p)^{n-1}$
 - probability to send successfully: $p \cdot (1 - p)^{n-1}$
 - the maximum probability with respect to p happens when $d(p \cdot (1 - p)^{n-1})/dp = 0$, i.e., $p = 1/n$.

TDMA (Time Division Multiple Access)

- Communication in statically allocated time slots
- Synchronization among all nodes necessary:
 - periodic repetition of communication frame or



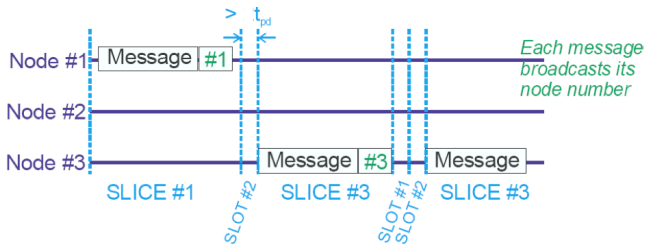
- master node sends out a synchronization frame
- Examples: TTP, static portion of FlexRay, satellite networks



- CSMA/CD (Carrier Sense Multiple Access / Collision Detection)
- Try to avoid and detect collisions:
 - before starting to transmit, check whether the channel is idle
 - if a collision is detected (several nodes started almost simultaneously), wait for some time (backoff timer)
 - repeated collisions result in increasing backoff times
- Examples: Ethernet, IEEE 802.3
- Stochastic behavior, and problematic in general for real-time systems without any treatments

CSMA/CA

- Carrier Sense Multiple Access / Collision Avoidance
- Operation:
 - reserve s slots for n nodes; note: slots are normally idle they are (short) time intervals, not signals; if slot is used it becomes a slice.
 - nodes keep track of global communication state by sensing
 - nodes start transmitting a message only during the assigned slot
 - If $s = n$, no collisions; if $s < n$, statistical collision avoidance
- Examples: 802.11, part of FlexRay



CSMA/CR

- Carrier Sense Multiple Access / Collision Resolution
- Operation:
 - Before any message transmission, there is a global arbitration



- Each node (or each message type) is assigned a unique identification number
- All nodes wishing to transmit compete by transmitting a binary signal based on their identification value
- A node drops out the competition if it detects a dominant state while transmitting a passive state
- Thus, the node with the lowest identification value wins
- Example: CAN Bus

Analysis of TDMA

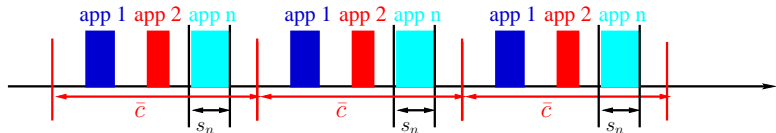
CAN (Controller Area Network)

Flexray

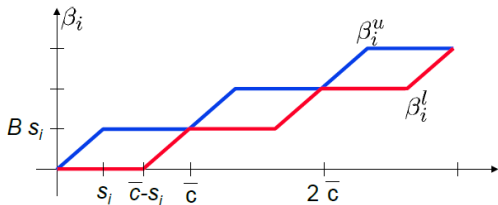
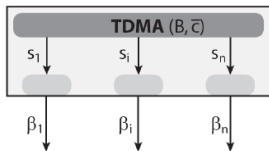
Summary of Other Busses

Recall: TDMA Resource in Real-Time Calculus

- Consider a real-time system consisting of n applications that are executed on a resource with bandwidth B that controls resource access using a TDMA (Time Division Multiple Access) policy.
- Analogously, we could consider a distributed system with n communicating nodes, that communicate via a shared bus with bandwidth B , with a bus arbitrator that implements a TDMA policy.
- TDMA policy: In every TDMA cycle of length \bar{c} , one single resource slot of length s_i is assigned to application i .



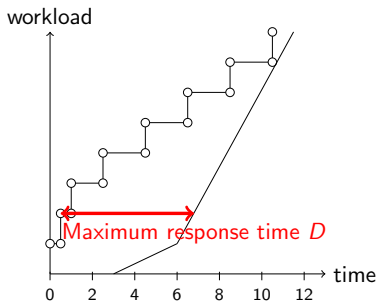
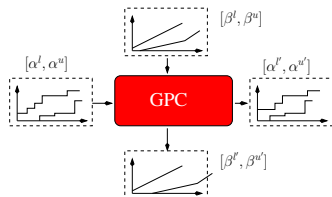
TDMA Resource



$$\beta_{TDMA}^u(\Delta) = B \min \left\{ \left\lceil \frac{\Delta}{\bar{c}} \right\rceil s_i, \Delta - \left\lfloor \frac{\Delta}{\bar{c}} \right\rfloor (\bar{c} - s_i) \right\}$$

$$\beta_{TDMA}^l(\Delta) = B \max \left\{ \left\lfloor \frac{\Delta}{\bar{c}} \right\rfloor s_i, \Delta - \left\lceil \frac{\Delta}{\bar{c}} \right\rceil (\bar{c} - s_i) \right\}$$

Arrival Curve Served by TDMA

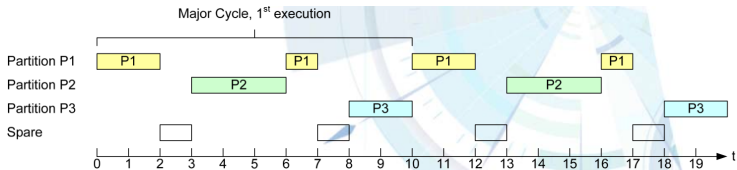


$$\begin{aligned}
 D &= \sup_{t \geq 0} \{ \inf \{ \tau \geq 0 : R(t) \leq R'(t + \tau) \} \} \\
 &= \sup_{\Delta \geq 0} \{ \inf \{ \tau \geq 0 : \alpha^u(\Delta) \leq \beta^l(\Delta + \tau) \} \}
 \end{aligned}$$

Additional Remarks

Why is TDMA interesting?

- Integrated Modular Avionics (IMA) exactly partitions the functions by using a *flexible* TDMA, and uses fixed-priority preemptive scheduling within each partition
- Partitions are scheduled according Time Division Multiple Access (TDMA)
- Execution times, number of partitions windows and offsets are defined in the Major Cycle



https://www.symtavision.com/downloads/success-stories/06_IMA_SchedulingIssues_EADS_Breunig.pdf

Outline

Analysis of TDMA

CAN (Controller Area Network)

Flexray

Summary of Other Busses

CAN (Controller Area Network)

- Initiated in the late 70's to connect a number of processors over a cheaper shared serial bus
- From Bosch (mid 80's) for automotive applications
- De facto standard for in-vehicle communications.
- Fair cost
- Shared broadcast bus (one sender/many receivers) (CSMA/CR)
- CAN bus is a twisted wire
- Medium speed:
 - Max: 1Mbit/sec; typically used from 35 Kbit/sec up to 500Kbit/sec
- Highly robust (error mechanisms to overcome disturbance on the bus) and
- Real-time guarantees can be made about CAN performance

Bit Transmssion on CAN

- Fundamental requirement: Everyone on the bus sees the current bit before the next bit is sent
 - This permits a very clever arbitration scheme (later)
- Global time is assumed and maintained
- Bits per second (depending on the length of CAN bus):
 - 1 Mbps CAN bus → 1 micro sec per bit: a bit can travel 100 m per 1000ns (thus max bus length 40~50 m)
 - 40 Kbps CAN bus → 25000 ns per bit: A bit can travel 2500 m per 25000 ns (thus max bus length 1000~1250 m)
- Bandwidth
 - 1 Mbps up to 40~50 m (normal)
 - 0.5 Mbps upto 80~100 m
 - 40 Kbps up to ~1000 m
 - 5 Kbps up to ~10,000 m (maximum)

CAN Frame

- Small sized frames (messages): 0 to 8 bytes:
 - perfect for many embedded control applications
- Relatively high overhead: a frame size of more than 100 bits to send 64 data bits
 - do not use this for bulk data transfer
- Interrupt only after an entire message is received

CAN Addressing

- CAN bus can have an arbitrary number of nodes
 - Nodes do not have proper addresses
 - Each message has an 11-bit “field identifier”
 - Everyone interested in a message type listens to it
 - Works like this: “I’m passing a ball”
 - Not like this: “I’m passing a ball to Reus”
- Designer should allocate the message identifiers to the stations (different nodes send different messages!)
- Each node has a queue for messages ordered by priorities/identifiers

The CAN Arbitration Mechanism

- Shared broadcast bus
- Bus behaves like a large AND-gate - if all nodes sends 1 the bus becomes 1, otherwise 0.
 - 0: dominant bit (in fact, sending 0 by high voltage)
 - 1: recessive bit
- A frame is tagged by an **identifier**
 - indicates contents of frame
 - most importantly, it is used for arbitration as **priority**
- Bit-wise arbitration
 - Each message has unique priority \Rightarrow node with message with lowest id wins arbitration
- Lowest id = highest priority!
- The CAN bus is a fixed-priority-based scheduled resource
- What happens if a CAN node goes crazy/haywire and transmits too many high priority frames?
 - This can make the bus useless
 - Assumed not to happen

CAN Message Scheduling and Analysis

- Each frame should be non-preemptive
- This is a non-preemptive fixed-priority scheduling
- The maximum bits per frame is 135 bits (by considering all the overheads and [bitstuffing](#))
- This results in a maximum blocking time due to a frame of 135 bits in CAN
- For a CAN with 1Mbit/s, the blocking time is up to 135 μ s

Theorem

A system \mathcal{T} of periodic, independent, preemptable, and constrained-deadline message-passing tasks is schedulable on a CAN bus if

$$\forall T_i \in \mathcal{T} \exists t \text{ with } 0 < t \leq D_i \text{ and } B_i + C_i + \sum_{j=1}^{i-1} \left\lceil \frac{t}{T_j} \right\rceil C_j \leq t,$$

where the higher-priority message types have lower indexes and B_i is the blocking time of message type i .

Outline

Analysis of TDMA

CAN (Controller Area Network)

Flexray

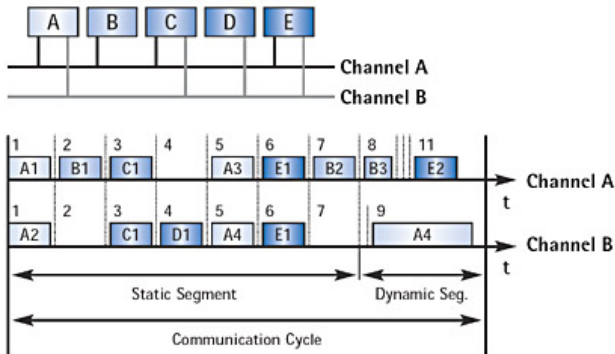
Summary of Other Busses

Flexray

- Developed by the FlexRay consortium (BMW, Ford, Bosch, DaimlerChrysler, . . .)
- Meets requirements with transfer rates \gg CAN standard
 - High data rate can be achieved:
 - initially targeted for $\sim 10\text{Mbit/sec}$;
- Design allows much higher data rates
- Improved error tolerance and time-determinism
- Flexible TDMA protocol
- Cycle subdivided into a static and a dynamic segment.
 - Static segment is based on a fixed allocation of time slots to nodes.
 - Dynamic segment for transmission of ad-hoc communication with variable bandwidth requirements.

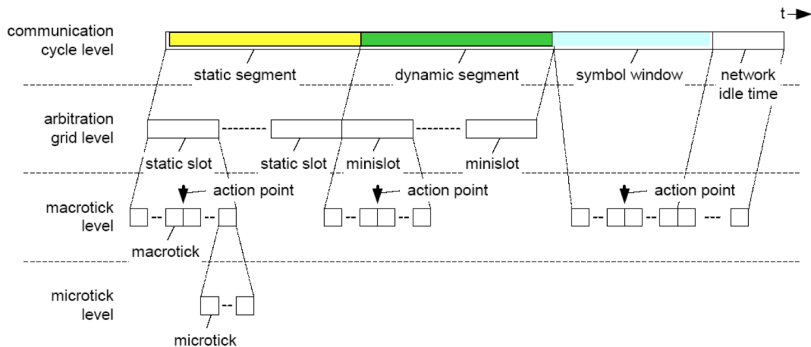
Flexray

- Use of two independent channels to eliminate single-point failures and to allow flexibility of different channel configurations
- Bandwidth in the dynamic segment is used only when it is actually needed.



http://www.ixxat.de/introduction_flexray_de.html?markierung=flexray

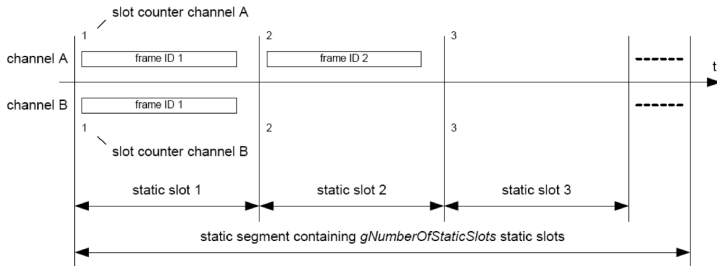
FlexRay Message Cycle



Static Segment

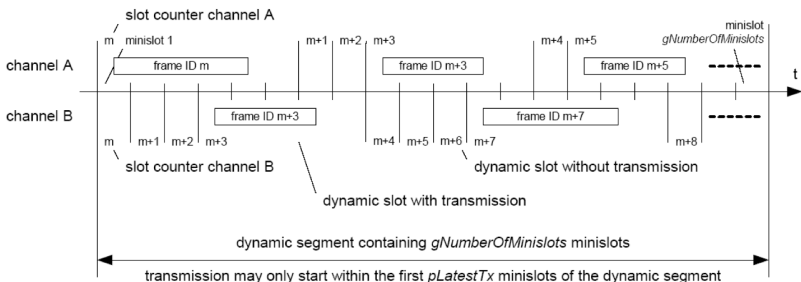
TDMA messages, most likely used for critical messages

- All static slots are the same length
- All static slots are repeated in order every communication cycle
- All static slot times are expended in cycle whether used or not



Dynamic Segment

- Each minislot is an opportunity to send a message
- If message isn't sent, minislot elapses unused (short idle period)
- All nodes watch whether a message is sent so they can count minislots



Outline

Analysis of TDMA

CAN (Controller Area Network)

Flexray

Summary of Other Busses

Other Busses

- IEEE 488: Designed for laboratory equipment.
- LIN: low cost bus for interfacing sensors/actuators in the automotive domain
- MOST: Multimedia bus for the automotive domain (not a field bus)
- MAP: bus designed for car factories.
- Process Field Bus (Profibus): used in smart buildings
- The European Installation Bus (EIB): bus designed for smart buildings; CSMA/CA; low data rate. Upgrade: KNX-Bus
- Attempts to use Ethernet. Timing predictability an issue.

Wireless Communication: Examples

- IEEE 802.11 a/b/g/n
- UMTS; HSPA; LTE
- Bluetooth
- WirelessHART
- ZigBee

Summary

- Communication in embedded systems
- Timing analysis
 - TDMA
 - CAN bus
- Flexray architecture